



Parent /Guardian Information

Dear Parent / Guardian,

We have invested in an innovative literacy improvement tool called Bedrock Vocabulary. It is a website that helps children to learn very important academic vocabulary. Did you know that children with wide vocabularies make excellent progress at school and in further education?

As your child progresses through the curriculum, they will study hundreds of words, whilst reading fiction and non-fiction texts regularly.

Why not help your child to make even greater progress by logging on to see how they are getting on? You will be able to see the vocabulary your child is learning, which we encourage you to use in conversation at home. As each post-test is completed, data will appear in the dashboard.

You can head over to the site and create your own account now.

Step 1: Visit <https://portal.bedrocklearning.org/parent-signup/>

Step 2: Enter the codes provided to you by the school and create an account.

Step 3: Check your email for your password, and then log in. Be sure to check your junk folder if no email arrives.

Bedrock Vocabulary Parent dashboard

How to guide

This guide will explain everything you need to know about the Bedrock vocabulary dashboard. All Bedrock parents have access to it at

www.bedrocklearning.org



How to set up your parent account.

Step 1: Visit <https://portal.bedrocklearning.org/parent-signup/>

Step 2:

Enter the code provided to you by the school and create an account.

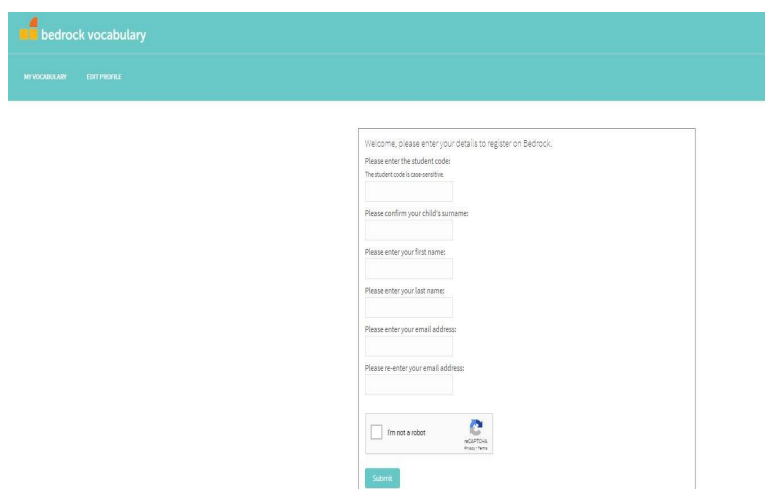
Complete the form as shown

Step 3:

Check your email for your password, and then log in.

Be sure to check your junk

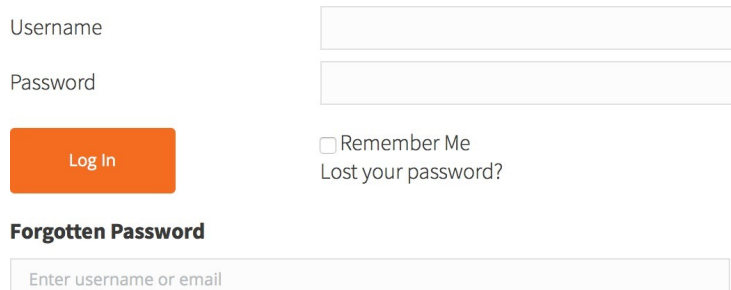
folder if no email arrives.



The screenshot shows the 'bedrock vocabulary' header with links for 'MY VOCABULARY' and 'EDIT PROFILE'. Below is a registration form with the following fields: 'Please enter the student code' (with a note 'The student code is case sensitive'), 'Please confirm your child's surname', 'Please enter your first name', 'Please enter your last name', 'Please enter your email address', and 'Please re-enter your email address'. At the bottom, there is a checkbox for 'I'm not a robot' with a CAPTCHA icon, and a 'Submit' button.

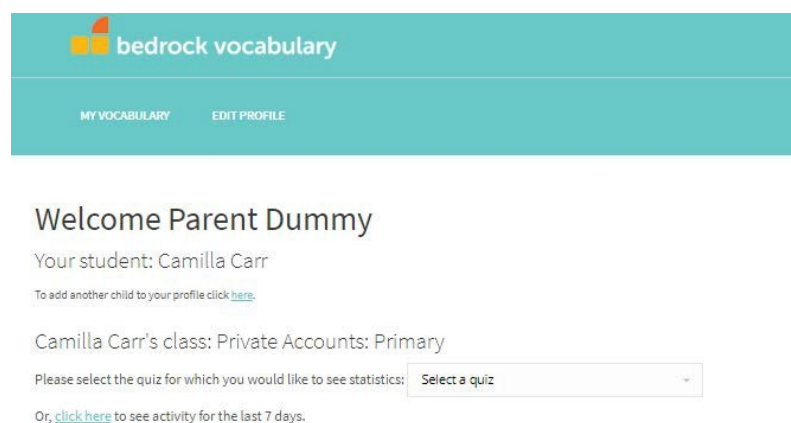
How to reset your password

1. Click 'Lost your password'
2. Enter your username (your email also acts as your username)
3. You will be emailed a new password



The screenshot shows a login section with 'Username' and 'Password' labels and corresponding input fields. Below the password field is an orange 'Log In' button. To the right of the button is a checkbox for 'Remember Me' and a link for 'Lost your password?'. Below this is a 'Forgotten Password' section with a single input field labeled 'Enter username or email'.

Once you log on, you will be greeted with this screen:



The screenshot shows the 'bedrock vocabulary' header with 'MY VOCABULARY' and 'EDIT PROFILE' links. The main content area is titled 'Welcome Parent Dummy' and displays 'Your student: Camilla Carr'. Below this is a link to 'add another child to your profile'. The next line shows 'Camilla Carr's class: Private Accounts: Primary'. There is a dropdown menu for 'Please select the quiz for which you would like to see statistics:' with 'Select a quiz' selected. At the bottom, there is a link to 'click here to see activity for the last 7 days'.



Once on this page, you have the option to access two different types of statistics:

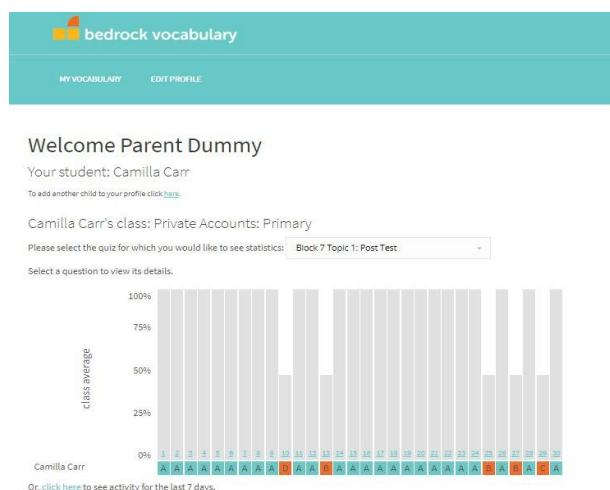
- **Word level data** – This shows you each student's word level data. For each quiz, you will see which words they have a good understanding of and which words they don't.
- **Recent activity** – This allows you to see your students' recent activity on Bedrock. See their most recent log in date and time, what block, topic and lesson they are currently on or have completed.

Word level data:

Your page will look like this:

The top of the graph shows overall understanding for each word.

Each number represents a specific word



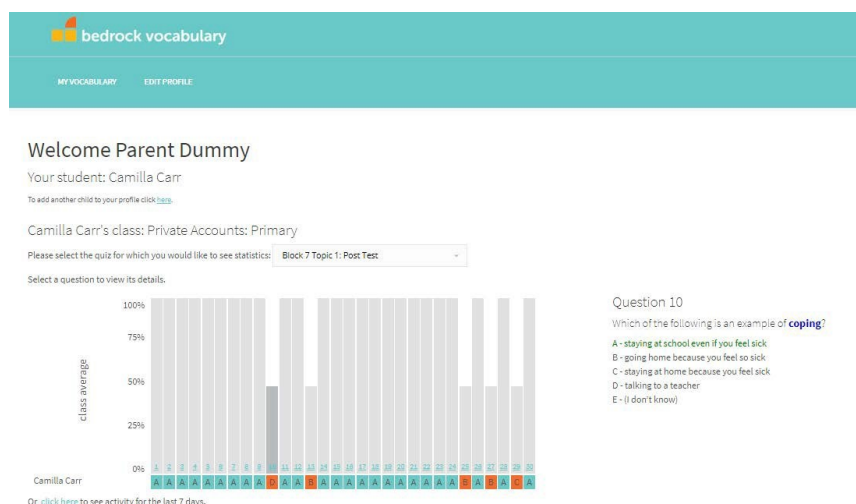
The letters: A, B, C & D correspond to the answers your student has given.

Don't worry - the answer isn't always 'A'.

So, what if you want to know what word 21 is?

Word level data:

Click on each individual number and you will see this page.



Here you will see the word that your students are struggling with, alongside the answers your students were given.

As you can see, for question 10, the student thought that **D - talking to a teacher** was the correct answer.

This information allows for you to provide your student with further instruction on the word 'coping'. This is all about moving beyond surface level to **deep, nuanced** comprehension.

What to do with this information?

- The point of this report is for you to understand which words your student is struggling with. This in-depth data allows for you to focus your instruction on certain words.
- We suggest using vocabulary notebook sheets (find them in your starter pack) to thoroughly explore the word.

Block 6 Topic 1: Journey to the Pole
Lesson: accomplish – document – wilderness

1. My descriptions and examples

I would describe the word **accomplish** by saying...

This is my example sentence with the word **document** in it:

2. My images - draw a picture or symbol to represent the words:

accomplish document wilderness

3. Similar or different?

Word	Synonym	Antonym
accomplish		
document		
wilderness		

4. My metaphor - pick your hardest word and finish the sentence stem

because... /are...

5. Challenge a friend

Create a quiz question based on the word 'accomplish'. Can a friend answer your question correctly?

© Bedrock Learning Ltd. 2018

Recent activity

What you will see:



Private Accounts: Primary: Progress Report 20th Jul 2018 to 27th Jul 2018			
The recent activity column shows you any lessons and/or pre-tests completed in the last 7 days, if no lessons or pre-tests have been completed, the most recent items are displayed.			
Pupil	Current Topic	Recent Activity	Last Attainment
Camilla Carr Last login: Tue 2 Jan 15:10	Block 7 Topic 1: Strange Places Started on: 27 Jul 2018	Block 7 Topic 1: Pre Test (27 Jul 2018): Started Block 7 Topic 1: Post Test (27 Jul 2018): 83.33% - Passed	Block 7 Topic 1: Strange Places: 83.33% Completed on: 01 Jan 1970 Improvement: -%

- Student name
- Their most recent log in time
- What topic and block they are on
- What lessons they have passed or started
- Their attainment in the most recent topic and post-test score

What to do with this information:

- Use this information to provide further vocabulary instruction based on the words in the topics your student is currently working on.
- Our vocabulary posters embed each taught word alongside their topic title.
- E.g if a student is struggling with some of the words from **Block 7 Topic 3: Richard Branson** – why not display a copy of this poster?
- Use the word level data to fill in some generic vocabulary notebooksheets

BLOCK 7 TOPIC 3
Richard Branson

accumulate
acquire
ambition
calculate
capital
combine
compute
controversy
design
dominate
eclipse
economy
esteem
excel
former

humble
innovation
knack
maximum
negotiate
plan
prejudice
research
strive
subordinate
superior
support
unique
vital
vow